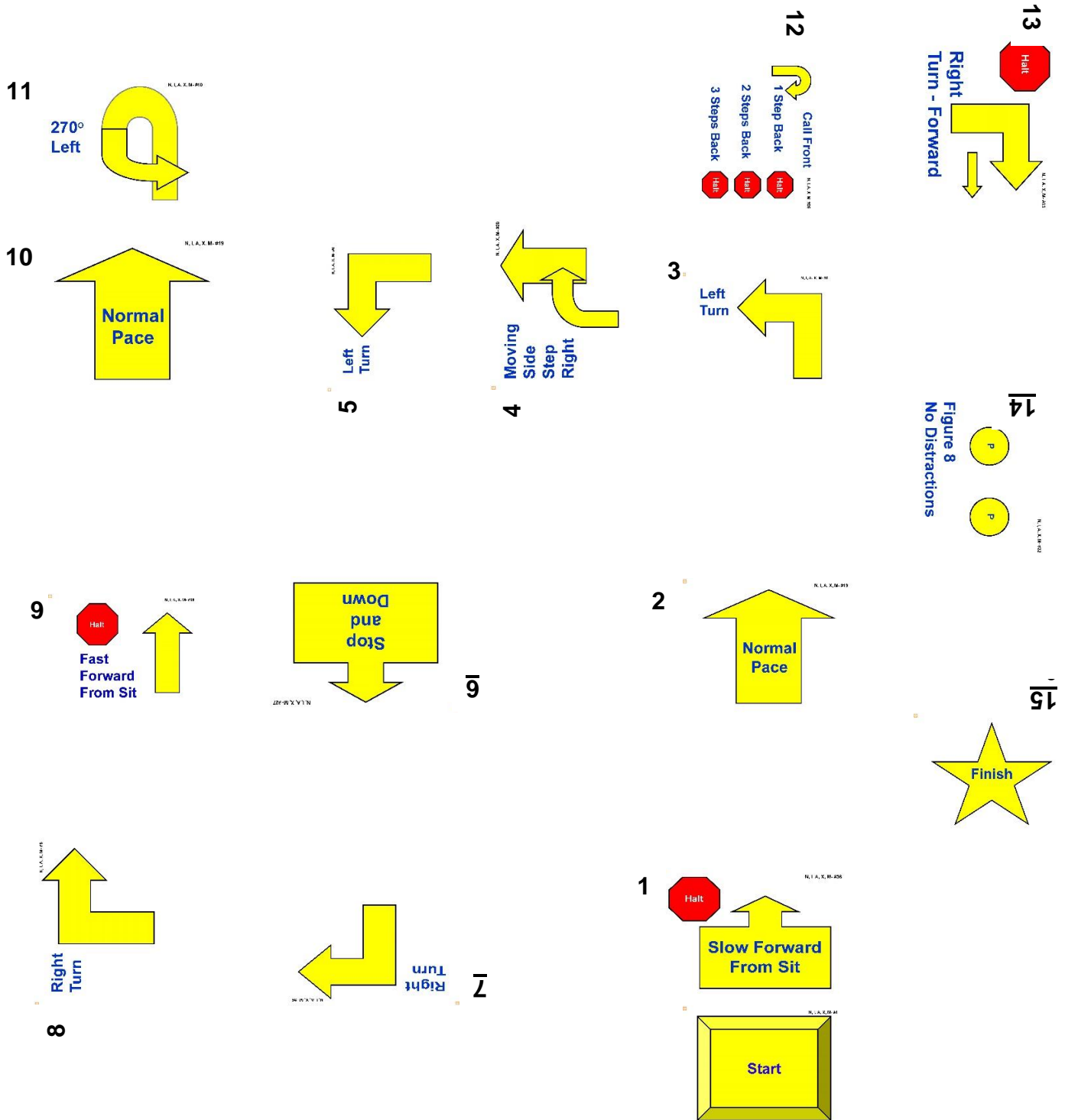






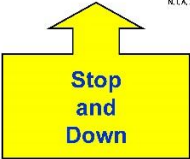
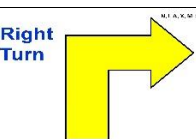
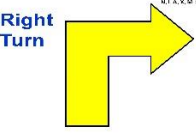




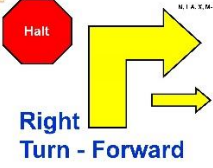
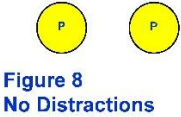



# 2020 Clermont County Virtual Dog Show


## Obedience and Rally Pattern



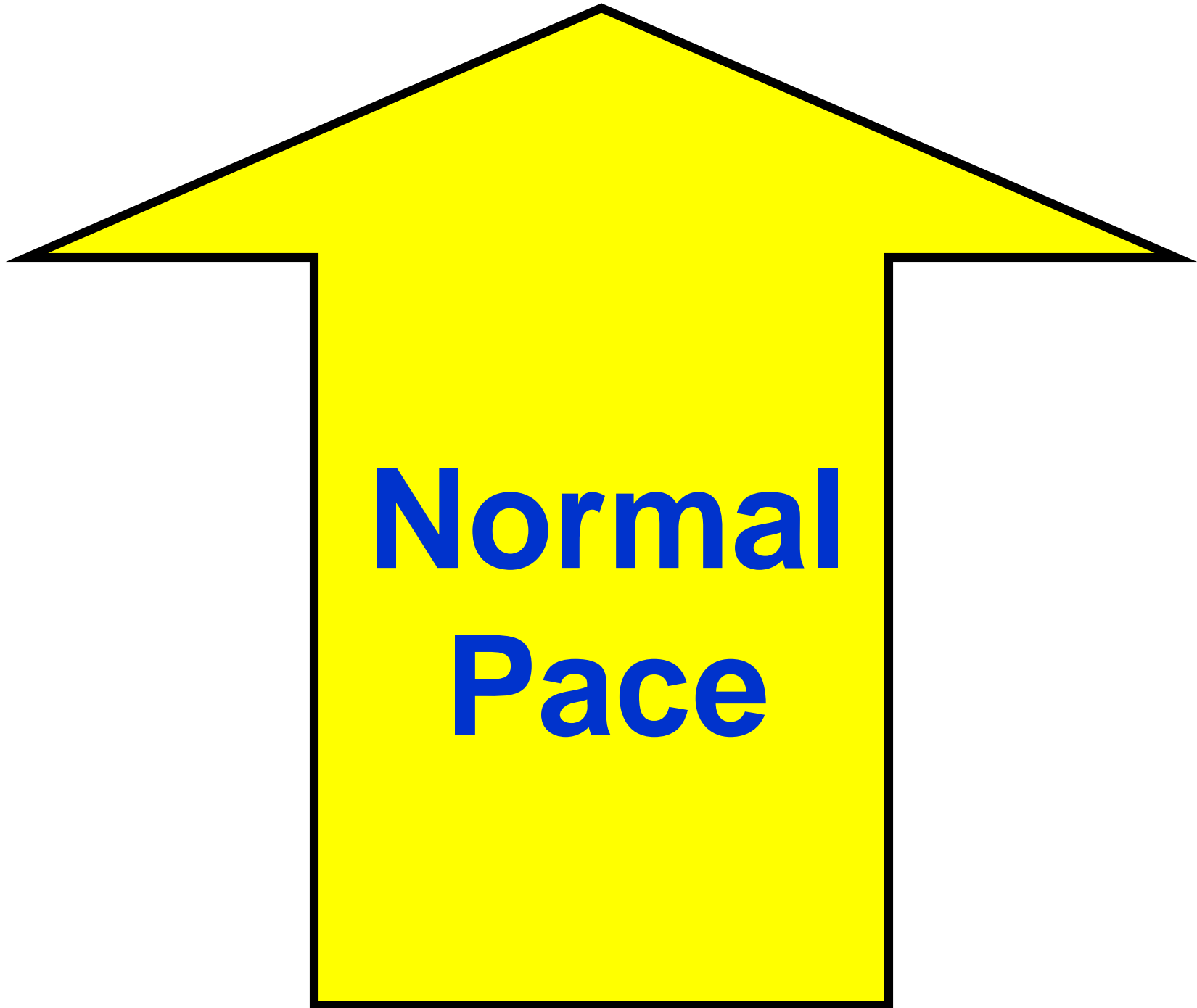
	<p><b>START</b> – Indicates the beginning of the course. The dog does not have to be sitting at the start</p>
	<p><b>HALT – Slow Forward from Sit</b> – While heeling, <u>the handler halts and the dog sits</u> in heel position. <u>The dog and handler</u> then heel forward <u>at a slow pace</u>. This must be followed by a normal pace sign unless it is the last sign on the course. (Stationary)</p>
	<p><b>NORMAL PACE</b> – <u>The dog and handler</u> walk briskly. This sign is only used after a slow or fast pace sign.</p>
	<p><b>LEFT TURN - 90° turn to the left.</b></p>
	<p><b>MOVING SIDESTEP RIGHT</b> – While heeling, <u>the handler takes one step to the right, leading with the right foot</u> and continues heeling along the newly established line. <u>The dog must move with the handler</u>. This sign will be placed directly in line of the team's path requiring the handler and dog to sidestep to the right to pass the sign.</p>
	<p><b>LEFT TURN - 90° turn to the left.</b></p>
	<p><b>STOP AND DOWN</b> – While heeling, <u>the handler stops forward motion and the dog downs</u> in heel position. <u>The dog must stay down until the handler moves forward</u>. (Stationary)</p>
	<p><b>RIGHT TURN - 90° turn to the right.</b></p>
	<p><b>RIGHT TURN - 90° turn to the right.</b></p>
	<p><b>HALT – SAFT FORWARD FROM SIT</b> – While heeling, <u>the handler halts and the dog sits</u> in heel position. <u>The dog and handler</u> then heel forward <u>at a fast pace</u>. This must be followed by a normal pace sign. (Stationary)</p>

	<p><b>NORMAL PACE</b> – <u>The dog and handler</u> walk briskly. This sign is only used after a slow or fast pace sign.</p>
	<p><b>270° LEFT TURN</b> – While heeling, <u>the dog and handler make a tight 270° turn to the left.</u></p>
	<p><b>CALL FRONT – 1, 2 and 3 STEPS BACKWARD – FORWARD</b> – While heeling, <u>the handler stops forward motion</u> and call the dog to front. The handler may take several steps backward. <u>The dog must come and sit</u> in front as the handler halts. <u>The handler takes one step backward and halts. The dog must move with the handler and sit</u> in front as the handler halts. <u>The handler takes two steps backward and halts. The dog must move with the handler and sit</u> in front as the handler halts. <u>The handler takes three steps backward and halts. The dog must move with the handler and sit</u> in front as the handler halts. The handler may command/signal the dog to finish. As the dog clears the handler's path, the handler will heel forward before the dog returns to heel position. (Stationary)</p>
	<p><b>HALT – RIGHT TURN – FORWARD</b> – While heeling, <u>the handler halts and the dog sits</u> in heel position. <u>The handler and dog turn right</u> together and heel forward. (Stationary)</p>
	<p><b>FIGURE 8 – NO DISTRACTIONS</b> – This sign requires two pylons spaced about 6 –8 feet apart. The Figure 8 may be entered with the pylons on either the left or right side. <u>The dog and handler will perform a complete figure 8 around the pylons, crossing the center line three times.</u></p>
	<p><b>FINISH</b> – Indicates the end of the course – timing stops.</p>

**Start**




**Slow Forward  
From Sit**



**Normal  
Pace**




**Left  
Turn**






**Moving  
Side  
Step  
Right**

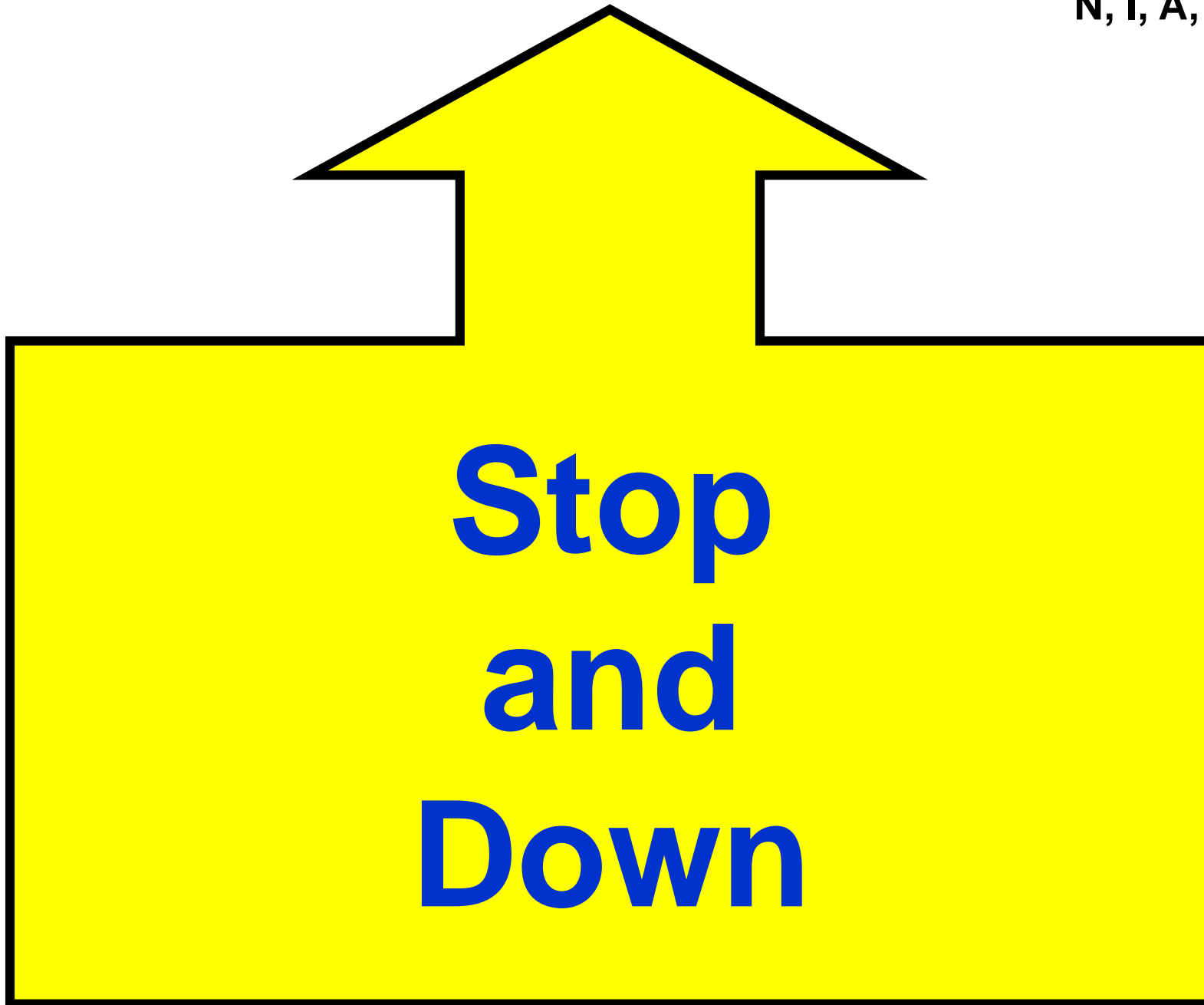







**Left  
Turn**









# Right Turn



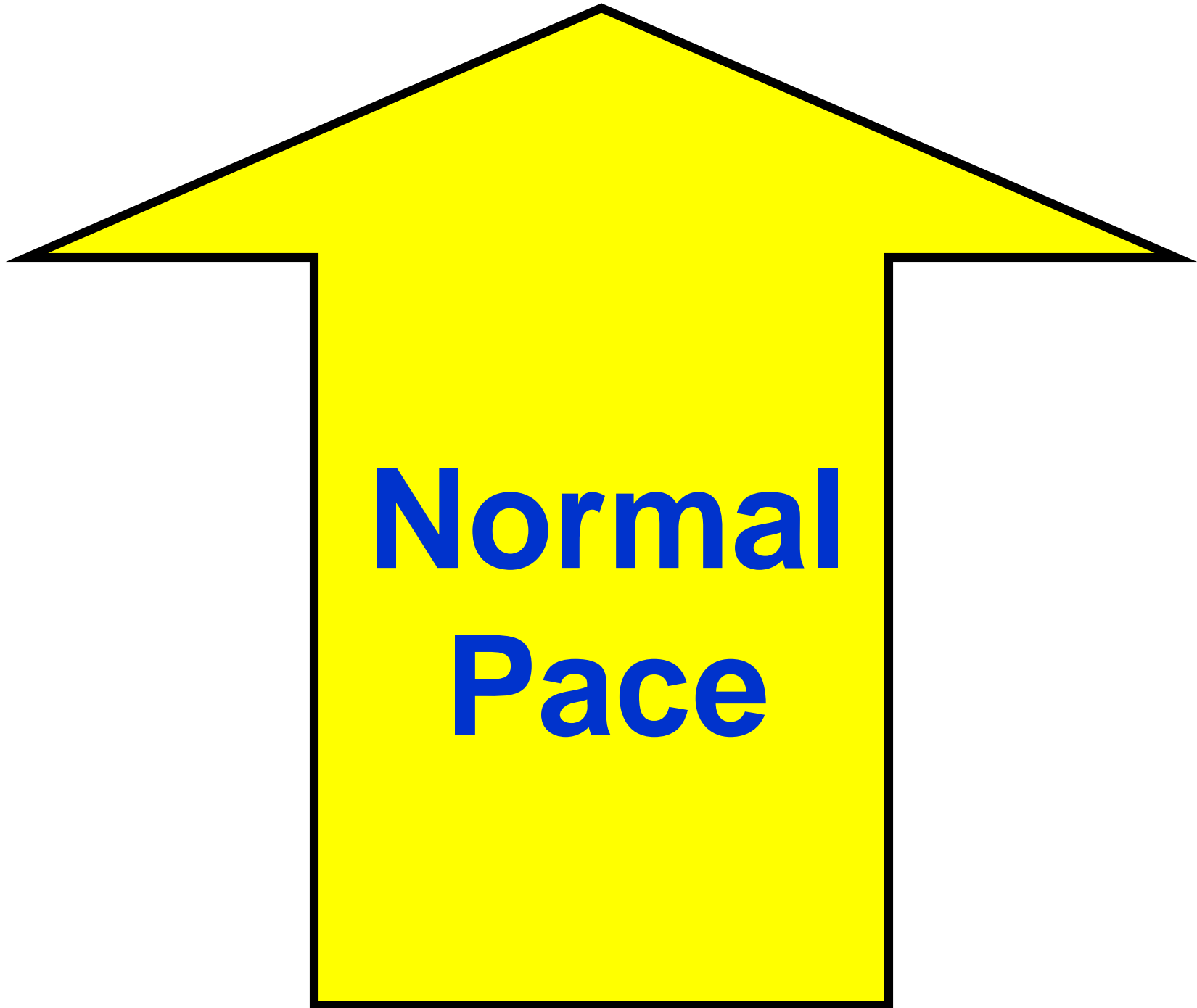


# Right Turn





**Fast  
Forward  
From Sit**

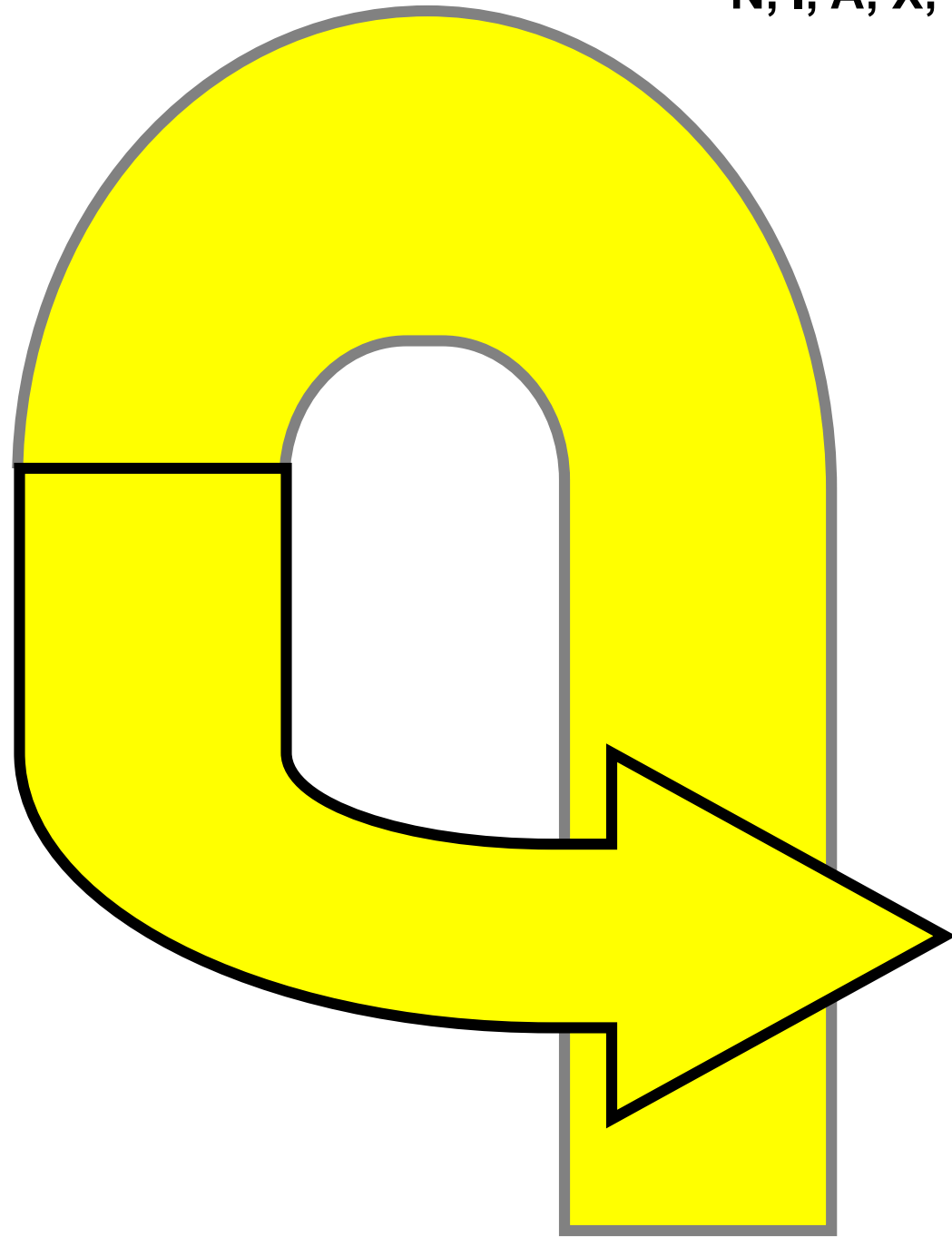


**Normal  
Pace**



**270°**


**Left**





# Call Front

N, I, A, X, M- #26



**1 Step Back**



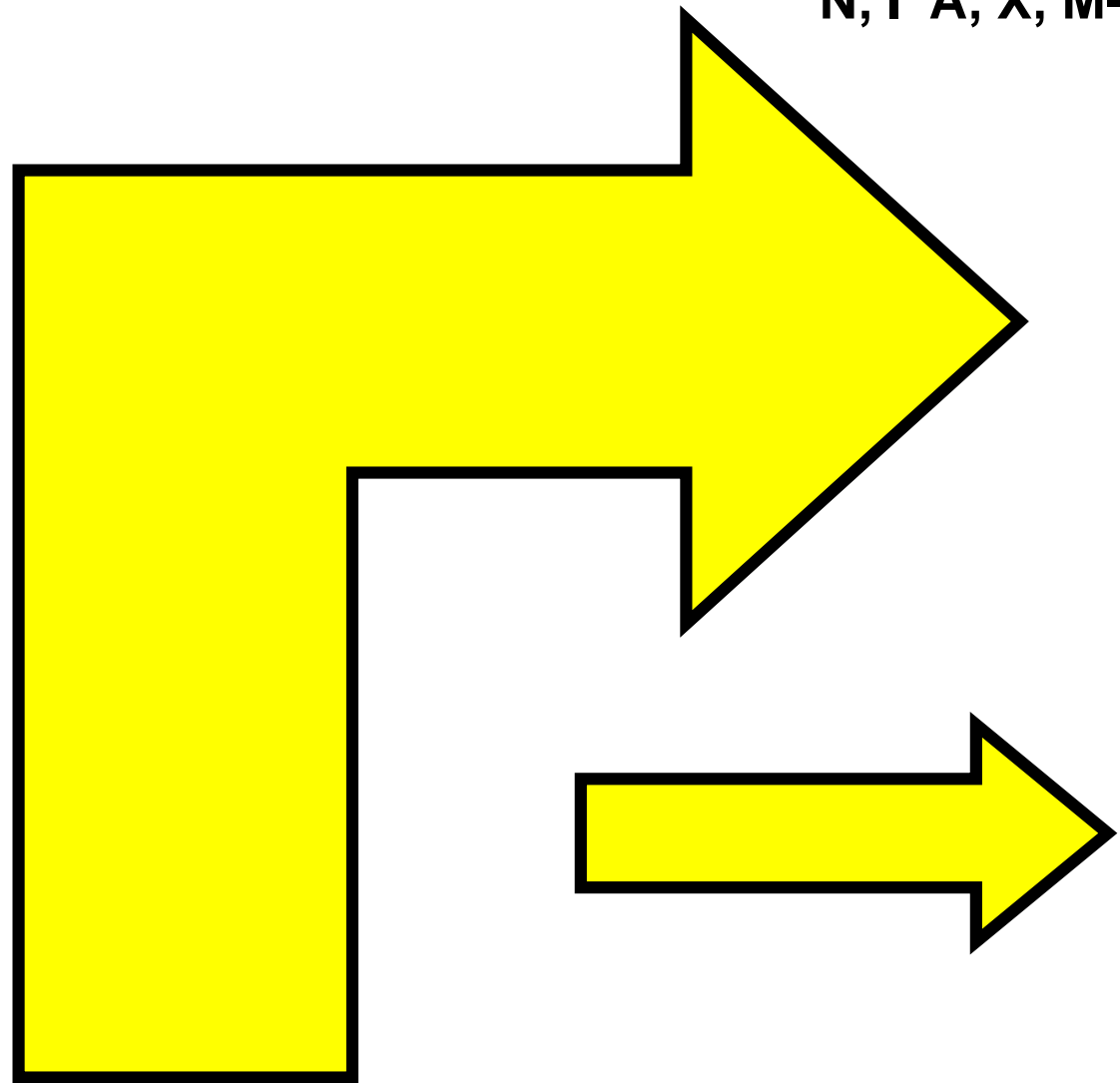

**2 Steps Back**



**3 Steps Back**








**Right**

**Turn - Forward**



**Figure 8**  
**No Distractions**

